


HAVE FUN CREATING "PAPER PLATE PUPPETS" for the story  
GQQ. WHERE ARE YOU? ADVENTURES OF A  
GAMBEL'S QUAIL by Sharon I. Ritt

Use the drawings and information below to create your own "Paper Plate Puppets," to re-tell Georgy's story or to write a new adventure for this curious Gambel's quail. Color them with crayons, colored markers, colored pencils or any medium you would like. You can use the colors in your book or your own color choice. When you are finished, cut around each drawing and paste it on the back of a sturdy paper plate (8"-10" in diameter). Next, draw and color pictures of different Sonoran desert plants on the plate. Tape a paint stir-stick on the front of the plate to hold up your puppet while you tell your story (blank side of the stick facing the front). Enjoy! *Sharon*

Below is an example of a finished Cardinal "Paper Plate Puppet." Have fun coloring your characters and creating your puppets!!




GQ GQ. WHERE ARE YOU? ADVENTURES OF A  
GAMBEL'S QUAIL




Georgy, a Gambel's Quail

GQ GQ. WHERE ARE YOU? ADVENTURES OF A  
GAMBEL'S QUAIL



Cardinal

GQ GQ. WHERE ARE YOU? ADVENTURES OF A  
GAMBEL'S QUAIL



Striped Skunk